


0001

SUTERA



**PART NO : 0261210273**  
MODEL : NAZA SUTERA (BOSCH)  
DESC : CAM SENSOR



**PART NO : 0261230013**  
MODEL : NAZA SUTERA  
DESC : MAP SENSOR



**PART NO : 1000940**  
MODEL : NAZA SUTERA  
DESC : TIMING KIT



**PART NO : 1002006-STD**  
MODEL : NAZA SUTERA STD  
DESC : MAIN BEARING



**PART NO : 1003900**  
MODEL : NAZA SUTERA  
DESC : CYL HEAD



**PART NO : 1004004-STD**  
MODEL : NAZA SUTERA STD  
DESC : CON ROD BEARING



**PART NO : 1004008-STD**  
MODEL : NAZA SUTERA  
DESC : PISTON & PIN



**PART NO : 1004900B**  
MODEL : NAZA SUTERA  
DESC : CON ROD

**PART NO : 1005001B**  
MODEL : NAZA SUTERA  
DESC : CRANKSHAFT



**PART NO : 1006910**  
MODEL : NAZA SUTERA INLET  
DESC : CAMSHAFT



**PART NO : 1006920**  
MODEL : NAZA SUTERA EXHAUST  
DESC : CAMSHAFT



**PART NO : 1015-SUTERA**  
MODEL : NAZA SUTERA (OE)  
DESC : P STG HOSE

0001

SUTERA



**PART NO : 1017950**  
MODEL : NAZA SUTERA  
DESC : OIL FILTER



**PART NO : 1106-SUTERA**  
MODEL : NAZA SUTERA W/BRG  
DESC : CLUTH KIT



**PART NO : 1302-1300800-1**  
MODEL : NAZA SUTERA  
DESC : SWITCH FAN



**PART NO : 1302-3808950LB**  
MODEL : NAZA SUTERA  
DESC : SWITCH TEMP




**PART NO : 1302-D3752800**  
MODEL : NAZA SUTERA  
DESC : KNOCK SENSOR



**PART NO : 1303830-B**  
MODEL : NAZA SUTERA  
DESC : WATER PUMP PIPE



**PART NO : 1305-ZD1531A**  
MODEL : NAZA SUTERA OE  
DESC : WIPER MOTOR



**PART NO : 1504-SUTERA**  
MODEL : NAZA SUTERA  
DESC : THROTTLE BODY ASSY



**PART NO : 1601-SUTERA**  
MODEL : NAZA SUTERA W/PANEL  
DESC : WIPER LINK



**PART NO : 3508-HFJ7110**  
MODEL : NAZA SUTERA  
DESC : RADIATOR ASSY



**PART NO : 3701950**  
MODEL : NAZA SUTERA  
DESC : ALTERNATOR

**PART NO : 3708950**  
MODEL : NAZA SUTERA  
DESC : STARTER

0001

SUTERA



**PART NO : 37220002**  
MODEL : NAZA SUTERA  
DESC : FLASHER UNIT




**PART NO : 4002-1306950**  
MODEL : NAZA SUTERA  
DESC : THERMOSTAT

**PART NO : 465Q-2**  
MODEL : NAZA SUTERA  
DESC : CYLINDER BLOCK



**PART NO : 468Q-100860-B**  
MODEL : NAZA SUTERA  
DESC : TIMING COVER



**PART NO : 468Q-11098200W**  
MODEL : NAZA SUTERA  
DESC : AIR FILTER

**PART NO : 468QL1-1000680-B**  
MODEL : NAZA SUTERA  
DESC : CRANKSHAFT DAMPER  
PULLY



**PART NO : 468QL-1000800**  
MODEL : NAZA SUTERA  
DESC : OVERHAUL GASKET



**PART NO : 468QL-1005910**  
MODEL : NAZA SUTERA  
DESC : FLY WHEEL ASSY

**PART NO : 468QL-1007008**  
MODEL : NAZA SUTERA (EXHAUST)  
DESC : ENGINE VALVE



**PART NO : 468QL-1007009**  
MODEL : NAZA SUTERA (INLET)  
DESC : ENGINE VALVE



**ART NO : 468QL1-1307950-B**  
MODEL : NAZA SUTERA  
DESC : WATER PUMP

**PART NO : 468QL1-3700820**  
MODEL : NAZA SUTERA  
DESC : CRANK SENSOR



0001

SUTERA



**PART NO : 468QL-APS**  
MODEL : NAZA SUTERA  
DESC : THROT AIR POSITION  
SENSOR



**PART NO : 468QL-BS**  
MODEL : NAZA SUTERA  
DESC : SWITCH BRAKE

**PART NO : 468QL-BSSK**  
MODEL : NAZA SUTERA (9PCS)  
DESC : BRAKE SHOE SPRING KIT



**PART NO : 468QL-ISM**  
MODEL : NAZA SUTERA  
DESC : IDLE SPEED MOTOR



**PART NO : 468QL-SS**  
MODEL : NAZA SUTERA  
DESC : SPEEDOMETER SENSOR




**PART NO : A3740110EA-FLH**  
MODEL : NAZA SUTERA FLH  
DESC : INNER LOCK W/ACT



**PART NO : A3740120EA-FRH**  
MODEL : NAZA SUTERA FRH  
DESC : INNER LOCK W/ACT



**PART NO : A3740120EA-RLH**  
MODEL : NAZA SUTERA RLH  
DESC : INNER LOCK W/ACT



**PART NO : A3740120EA-RRH**  
MODEL : NAZA SUTERA RRH  
DESC : INNER LOCK W/ACT



**PART NO : AB1001820**  
MODEL : NAZA SUTERA CENTRE  
DESC : ENG MOUNTING



**PART NO : AB1001850**  
MODEL : NAZA SUTERA REAR  
DESC : ENG MOUNTING



**PART NO : AB11010017**  
MODEL : NAZA SUTERA  
DESC : FUEL PUMP

0001

SUTERA



**PART NO : AB13000013**  
MODEL : NAZA SUTERA  
DESC : RADIATOR HOSE (TOP)  
DA465Q



**PART NO : AB13000014**  
MODEL : NAZA SUTERA  
DESC : RADIATOR HOSE (BOTTOM)  
DA4650



**PART NO : AB22000001**  
MODEL : NAZA SUTERA LH (S)  
DESC : CV JOINT ASSY



**PART NO : AB22000002**  
MODEL : NAZA SUTERA RH (L)  
DESC : C V JOINT ASSY



**PART NO : AB22000010**  
MODEL : NAZA SUTERA ABS  
DESC : C V JOINT (23\*49\*19)



**PART NO : AB29010001/2**  
MODEL : NAZA SUTERA FRT  
DESC: ABSORBER ASSY  
1SET(2PCS)



**PART NO : AB29010005**  
MODEL : NAZA SUTERA  
DESC : STABILIZER BUSH



**PART NO : AB29010007**  
MODEL : NAZA SUTERA  
DESC : LOWER ARM BUSH



**PART NO : AB29110001**  
MODEL : NAZA SUTERA REAR  
DESC : ABSORBER (GAS)



**PART NO : AB34010022**  
MODEL : NAZA SUTERA  
DESC : RACK END

**PART NO : AB34010032/24**  
MODEL : NAZA SUTERA  
DESC : STEERING BOOT



**PART NO : AB34010027**  
MODEL : NAZA SUTERA  
DESC : TIE ROD END (1SET 2PCS)

0001

SUTERA



**PART NO : AB35010009**  
MODEL : NAZA SUTERA FLH  
DESC : DISC BRAKE CALIPER



**PART NO : AB35010010**  
MODEL : NAZA SUTERA FRH  
DESC : DISC BRAKE CALIPER



**PART NO : AB3501005L**  
MODEL : NAZA SUTERA LH  
DESC : WHEEL HUB - KNUCKLE



**PART NO : AB3501006R**  
MODEL : NAZA SUTERA RH  
DESC : WHEEL HUB - KNUCKLE



**PART NO : AB35010114**  
MODEL : NAZA SUTERA  
DESC : DISC PAD



**PART NO : AB35010115**  
MODEL : NAZA SUTERA  
DESC : WHEEL HUB - FRONT



**PART NO : AB35020202**  
MODEL : NAZA SUTERA  
DESC : BRAKE DRUM



**PART NO : AB35020208**  
MODEL : NAZA SUTERA  
DESC : BRAKE SHOE



**PART NO : AB35022018/19**  
MODEL : NAZA SUTERA  
DESC : WHEEL CYLINDER



**PART NO : AB35050001**  
MODEL : NAZA SUTERA  
DESC : BRAKE BOOSTER W/BM  
PUMP



**PART NO : AB35080002**  
MODEL : NAZA SUTERA  
DESC : HANDBRAKE CABLE




**PART NO : AB37230010**  
MODEL : NAZA SUTERA  
DESC : STG CLOCK SPRING

0001

SUTERA




**PART NO : AB37320110**  
MODEL : NAZA SUTERA  
DESC : TURN SIGNAL SWITCH



**PART NO : AB37380001**  
MODEL : NAZA SUTERA  
DESC : SWITCH P.W.



**PART NO : AB54000500**  
MODEL : NAZA SUTERA  
DESC: FUEL LID CABLE



**PART NO : AB62040001-RLH**  
MODEL : NAZA SUTERA RLH  
DESC : WINDOW REG



**PART NO : AB62040002-RRH**  
MODEL : NAZA SUTERA RRH  
DESC : WINDOW REG



**PART NO : AB6204HL**  
MODEL : NAZA SUTERA (SMALL)  
DESC : REAR WHEEL BEARING



**PART NO : AB6205DH**  
MODEL : NAZA SUTERA (BIG)  
DESC : REAR WHEEL BEARING



**PART NO : AB64020013-LH**  
MODEL : NAZA SUTERA LH  
DESC: INNER HANDLE



**PART NO : AB64020014-RH**  
MODEL : NAZA SUTERA RH  
DESC : INNER HANDLE



**PART NO : AB64050021-LH**  
MODEL : NAZA SUTERA LH  
DESC : OUTER HANDLE



**PART NO : AB64050022-RH**  
MODEL : NAZA SUTERA RH  
DESC : OUTER HANDLE

**PART NO : AB81050002**  
MODEL : NAZA SUTERA  
DESC : A/C CONDENSER ASSY

0001


SUTERA



**PART NO : AB82020001**  
MODEL : NAZA SUTERA RH  
DESC : SIDE MIRROR RH



**PART NO : AB82020002**  
MODEL : NAZA SUTERA LH  
DESC : SIDE MIRROR LH




**PART NO : B3508200EA**  
MODEL : NAZA SUTERA (OE)  
DESC: CLUTCH CABLE



**PART NO : D3752800**  
MODEL : NAZA SUTERA  
DESC : KNOCK SENSOR

**PART NO : DAC3562W-3**  
MODEL : NAZA SUTERA FRONT  
DESC : WHEEL BEARING



**PART NO : DR-35010013**  
MODEL : NAZA SUTERA  
DESC : DISC MOTOR



**PART NO : HFJ1001010DKIT**  
MODEL : NAZA SUTERA  
DESC : ENG MOUNTING KIT



**PART NO : HFJ1103000EA**  
MODEL : NAZA SUTERA  
DESC: FUEL TANK CAP W/KEY



**PART NO : HFJ29010003**  
MODEL : NAZA SUTERA  
DESC : LOWER ARM



**PART NO : HFJ2919100FA**  
MODEL : NAZA SUTERA RLH  
DESC : REAR LINK ARM



**PART NO : HFL7120RB110**  
MODEL : NAZA SUTERA OE  
DESC : FAN & SHROUD ASSY



**PART NO : IL120783**  
MODEL : NAZA SUTERA  
DESC : OXYGEN SENSOR

0001

SUTERA



**PART NO : PGSUTERA-FLH**  
MODEL : NAZA SUTERA FLH  
DESC : WINDOW REG W/MOTOR



**PART NO : PGSUTERA-FRH**  
MODEL : NAZA SUTERA FRH  
DESC: WINDOW REG W/MOTOR



**PART NO : SR-A3740**  
MODEL : NAZA SUTERA OE  
DESC : SWITCH REVERSE



**PART NO : 100400910-STD**  
MODEL : NAZA SUTERA  
DESC : PISTON RING

**PART NO :**  
MODEL :  
DESC :

**PART NO :**  
MODEL :  
DESC :

**PART NO :**  
MODEL :  
DESC :

**PART NO :**  
MODEL :  
DESC :

**PART NO :**  
MODEL :  
DESC :

**PART NO :**  
MODEL :  
DESC :

**PART NO :**  
MODEL :  
DESC :

**PART NO :**  
MODEL :  
DESC :